

(1) (a) Statement showing Shareholding Pattern

Name of Company: MIDAS INFRA TRADE LTD (FORMERLY ASSOCIATED FINLEASE LTD)
 Scrip Code : 531192
 Scrip ID: MIDINFRA
 Class of Security : Equity Share
 Quarter Ended : 31 March 2014

| Partly paid-up shares : | No. of partly paid up shares | As a % of total no. of partly paid-up shares | As a % of total no. of shares of the Company |
|--------------------------------------|-------------------------------|---|--|
| Held by Promoter / Promoters Group | NIL | N.A. | N.A. |
| Held by Public | NIL | N.A. | N.A. |
| Total | NIL | N.A. | N.A. |
| Outstanding convertible securities : | No. of outstanding securities | As a % of total no. of outstanding convertible securities | As a % of total no. of shares of the Company, assuming full conversion of the convertible securities |
| Held by Promoter / Promoters Group | NIL | N.A. | N.A. |
| Held by Public | NIL | N.A. | N.A. |
| Total | NIL | N.A. | N.A. |
| Warrants : | No. of warrants | As a % of total no. of warrants | As a % of total no. of shares of the Company, assuming full conversion of warrants |
| Held by Promoter / Promoters Group | NIL | N.A. | N.A. |
| Held by Public | NIL | N.A. | N.A. |
| Total | NIL | N.A. | N.A. |

Total paid up capital of the Company
 assuming full conversion of warrants
 and convertible securities

Rs. 1,22,00,000
 (divided into Rs. 1,22,00,00 Equity
 Shares of Rs. 10/- each)



Statement Showing Shareholding Pattern

Name of the Company :


Midas Infra Trade Limited (Associated Finance Limited)

Quarter Ended : 31.03.2014

| Category code | Category of Shareholder | Number of Shareholders | Total number of shares | Number of shares held in dematerialized form | Total shareholding as a | | Number of shares | As a percentage of Shares Pledged or |
|---------------|--|------------------------|------------------------|--|--------------------------------------|----------------------------|------------------|--------------------------------------|
| | | | | | As a percentage of(A+B) ¹ | As a percentage of (A+B+C) | | |
| (A) | Shareholding of Promoter and Promoter Group ² | | | | | | | |
| 1 | Indian | | | | | | | |
| (a) | Individuals/ Hindu Undivided Family | 27 | 449288 | 10148 | 3.68 | 3.68 | 0 | 0.00 |
| (b) | Central Government/ State Government(s) | 0 | 0 | | 0.00 | 0.00 | 0 | 0.00 |
| (c) | Bodies Corporate | 0 | 0 | 0 | 0.00 | 0.00 | 0 | 0.00 |
| (d) | Financial Institutions/ Banks | 0 | 0 | 0 | 0.00 | 0.00 | 0 | 0.00 |
| (e) | Any Others(Specify) | 0 | 0 | 0 | 0.00 | 0.00 | 0 | 0.00 |
| (e-i) | | | | | | | | |
| (e-ii) | | | | | | | | |
| | Sub Total(A)(1) | 27 | 449288.00 | 10148.00 | 3.63 | 3.68 | 0 | 0.00 |
| 2 | Foreign | | | | | | | |
| a | Individuals (Non-Residents Individuals/ Foreign Individuals) | 0 | 0 | 0 | 0.00 | 0.00 | 0 | 0.00 |
| b | Bodies Corporate | 0 | 0 | 0 | 0.00 | 0.00 | 0 | 0.00 |
| c | Institutions | 0 | 0 | 0 | 0.00 | 0.00 | 0 | 0.00 |
| d | Any Others(Specify) | 0 | 0 | 0 | 0.00 | 0.00 | 0 | 0.00 |
| (d-1) | | | | | | | | |



| | | | | | | | | | | |
|--------|--|------|---------|---------|-------|-------|------|------|------|---|
| (d-ii) | - | - | - | - | - | - | - | - | - | - |
| | Sub Total(A)(2) | 0 | 0 | 0 | 0 | 0.00 | 0.00 | 0 | 0.00 | |
| | Total Shareholding of Promoter and Promoter Group (A) = (A)(1)+(A)(2) | 27 | 449288 | 10148 | 3.63 | 3.68 | 0 | 0.00 | | |
| (B) | Public shareholding | | | | | | | | | |
| 1 | Institutions | | | | | | | | | |
| (a) | Mutual Funds/ UTI | 1 | 58700 | 0 | 0.48 | 0.48 | 0 | 0.00 | | |
| (b) | Financial Institutions / Banks | 0 | 0 | 0 | 0.00 | 0.00 | 0 | 0.00 | | |
| (c) | Central Government/ State Government(s) | 0 | 0 | 0 | 0.00 | 0.00 | 0 | 0.00 | | |
| (d) | Venture Capital Funds | 0 | 0 | 0 | 0.00 | 0.00 | 0 | 0.00 | | |
| (e) | Insurance Companies | 0 | 0 | 0 | 0.00 | 0.00 | 0 | 0.00 | | |
| (f) | Foreign Institutional Investors | 0 | 0 | 0 | 0.00 | 0.00 | 0 | 0.00 | | |
| (g) | Foreign Venture Capital Investors | 0 | 0 | 0 | 0.00 | 0.00 | 0 | 0.00 | | |
| (h) | Any Other (specify) | 0 | 0 | 0 | 0.00 | 0.00 | 0 | 0.00 | | |
| (h-i) | | | | | | | | | | |
| (h-ii) | | | | | | | | | | |
| | Sub-Total (B)(1) | 1 | 58700 | 0 | 0.48 | 0.48 | 0 | 0.00 | | |
| B 2 | Non-institutions | | | | | | | | | |
| (a) | Bodies Corporate | 52 | 1302718 | 1287618 | 10.68 | 10.68 | 0 | 0.00 | | |
| (b) | Individuals | | | | | | | | | |
| | Individuals - i. Individual shareholders holding nominal share capital up to Rs 1 lakh | 1903 | 1246363 | 494233 | 10.22 | 10.22 | 0 | 0.00 | | |




| | | | | | | | | | | | | | | | | | | | |
|----|----------------------------|---------------|-------------|-------------|-------------|-------------|-------------|-------------|-------------|-------------|-------------|-------------|-------------|-------------|-------------|-------------|-------------|-------------|-------------|
| 21 | VANDANA BHATIA | 1000 | 0.01 | 0 | 0 | 0 | 0 | 0 | 0 | 0 | 0 | 0 | 0 | 0 | 0 | 0 | 0 | 0 | 0 |
| 22 | ASHA DEVI BHATIA | 800 | 0.01 | 0 | 0 | 0 | 0 | 0 | 0 | 0 | 0 | 0 | 0 | 0 | 0 | 0 | 0 | 0 | 0 |
| 23 | M L BHATIA HUF | 800 | 0.01 | 0 | 0 | 0 | 0 | 0 | 0 | 0 | 0 | 0 | 0 | 0 | 0 | 0 | 0 | 0 | 0 |
| 24 | NEERU BHATIA | 600 | 0.00 | 0 | 0 | 0 | 0 | 0 | 0 | 0 | 0 | 0 | 0 | 0 | 0 | 0 | 0 | 0 | 0 |
| 25 | SANDEEP BHATIA | 500 | 0.00 | 0 | 0 | 0 | 0 | 0 | 0 | 0 | 0 | 0 | 0 | 0 | 0 | 0 | 0 | 0 | 0 |
| 26 | ASHA DEVI BHATIA | 600 | 0.00 | 0 | 0 | 0 | 0 | 0 | 0 | 0 | 0 | 0 | 0 | 0 | 0 | 0 | 0 | 0 | 0 |
| 27 | M BHATIA | 600 | 0.00 | 0 | 0 | 0 | 0 | 0 | 0 | 0 | 0 | 0 | 0 | 0 | 0 | 0 | 0 | 0 | 0 |
| 27 | SANJAY DIWANCHANDRA BHATIA | 100 | 0.00 | 0 | 0 | 0 | 0 | 0 | 0 | 0 | 0 | 0 | 0 | 0 | 0 | 0 | 0 | 0 | 0 |
| 28 | SANDEEP BHATIA | 10 | 0.00 | 0 | 0 | 0 | 0 | 0 | 0 | 0 | 0 | 0 | 0 | 0 | 0 | 0 | 0 | 0 | 0 |
| | TOTAL | 449288 | 3.68 | 0.00 | 0.00 | 0.00 | 0.00 | 0.00 | 0.00 | 0.00 | 0.00 | 0.00 | 0.00 | 0.00 | 0.00 | 0.00 | 0.00 | 0.00 | 0.00 |

(*) The term "encumbrance" has the same meaning as assigned to it in regulation 28(3) of the SAST Regulations, 2011




(1)(b) Statement showing holding of securities (including shares, warrants, convertible securities) of persons belonging to the category "Promoter and Promoter Group"

| Sr. No. | Name of the shareholder | Details of Shares held | | | Encumbered shares (*) | | Details of warrants | | Details of convertible securities | | Total shares (including underlying shares assuming full conversion of warrants and convertible securities) as a % of diluted share capital |
|---------|-------------------------|------------------------|-----------------------------------|-----|-----------------------------------|--|-------------------------|---|---------------------------------------|---|--|
| | | Number of shares held | As a % of grand total (A)+(B)+(C) | No. | As a percentage (M)=(V)/(III)*100 | As a % of grand total (A)+(B)+(C) of sub-clause (I)(a) | Number of warrants held | As a % total number of warrants of the same class | Number of convertible securities held | As a % total number of convertible securities of the same class | |
| (i) | (ii) | (iii) | (iv) | (v) | (vi)=(v)/(iii)*100 | (vii) | (viii) | (ix) | (x) | (xi) | (xii) |
| 1 | HARI OM BHATIA | 222610 | 1.82 | 0 | 0 | 0 | 0 | 0 | 0 | 0 | 0 |
| 2 | M L BHATIA | 125000 | 1.02 | 0 | 0 | 0 | 0 | 0 | 0 | 0 | 0 |
| 3 | SUNITA BHATIA | 18710 | 0.15 | 0 | 0 | 0 | 0 | 0 | 0 | 0 | 0 |
| 4 | RAJEEV N BHATIA | 11000 | 0.09 | 0 | 0 | 0 | 0 | 0 | 0 | 0 | 0 |
| 5 | SANDEEP BHATIA | 10048 | 0.08 | 0 | 0 | 0 | 0 | 0 | 0 | 0 | 0 |
| 6 | NEELAM BHATIA | 10000 | 0.08 | 0 | 0 | 0 | 0 | 0 | 0 | 0 | 0 |
| 7 | ASHOK BHATIA | 10000 | 0.08 | 0 | 0 | 0 | 0 | 0 | 0 | 0 | 0 |
| 8 | RAJ NANDKISHORE BHATIA | 3700 | 0.03 | 0 | 0 | 0 | 0 | 0 | 0 | 0 | 0 |
| 9 | SHAKUNTIA BHATIA | 3700 | 0.03 | 0 | 0 | 0 | 0 | 0 | 0 | 0 | 0 |
| 10 | VILAY KUMAR BHATIA | 3700 | 0.03 | 0 | 0 | 0 | 0 | 0 | 0 | 0 | 0 |
| 11 | RADHA BHATIA | 3700 | 0.03 | 0 | 0 | 0 | 0 | 0 | 0 | 0 | 0 |
| 12 | ARTI BHATIA | 3700 | 0.03 | 0 | 0 | 0 | 0 | 0 | 0 | 0 | 0 |
| 13 | KRISHNA BHATIA | 3510 | 0.03 | 0 | 0 | 0 | 0 | 0 | 0 | 0 | 0 |
| 15 | PHOOL BHATIA | 3000 | 0.02 | 0 | 0 | 0 | 0 | 0 | 0 | 0 | 0 |
| 16 | NEELAM BHATIA | 3000 | 0.02 | 0 | 0 | 0 | 0 | 0 | 0 | 0 | 0 |
| 17 | SWARAN BHATAI | 3000 | 0.02 | 0 | 0 | 0 | 0 | 0 | 0 | 0 | 0 |
| 18 | SONAM BHATIA | 3000 | 0.02 | 0 | 0 | 0 | 0 | 0 | 0 | 0 | 0 |
| 19 | HARI OM BHATIA HUF | 2800 | 0.02 | 0 | 0 | 0 | 0 | 0 | 0 | 0 | 0 |



(1)(c)(i) Statement showing holding of securities (including shares, warrants, convertible securities) of persons belonging to the category "Public" and holding more than 1% of the total number of shares

| Sr. No. | Name of the shareholder | Number of shares held | Shares as a percentage of total number of shares i.e., Grand Total (A)+(B)+(C) indicated in Statement at para (I)(a) above} | Details of warrants | | Details of convertible securities | | Total shares (including underlying shares assuming full conversion of warrants and convertible securities) as a % of diluted share capital |
|---------|-------------------------------|-----------------------|---|-------------------------|---|---------------------------------------|--|--|
| | | | | Number of warrants held | As a % total number of warrants of the same class | Number of convertible securities held | % w.r.t total number of convertible securities of the same class | |
| 1 | Global Capital Market Limited | 582000 | 4.77 | 0 | 0 | 0 | 0 | 0 |
| 2 | Indira Pandey | 400000 | 3.28 | 0 | 0 | 0 | 0 | 0 |
| 3 | Pankaj Agarwal | 400000 | 3.28 | 0 | 0 | 0 | 0 | 0 |
| 4 | Suresh Kumar Garg | 250000 | 2.05 | 0 | 0 | 0 | 0 | 0 |
| 5 | Manoj Anand | 250000 | 2.05 | 0 | 0 | 0 | 0 | 0 |
| 6 | Monika Anand | 250000 | 2.05 | 0 | 0 | 0 | 0 | 0 |
| 7 | Getambar Anand | 250000 | 2.05 | 0 | 0 | 0 | 0 | 0 |
| 8 | Wirender Kumar Gupta | 220300 | 1.81 | 0 | 0 | 0 | 0 | 0 |
| 9 | Neeraj Chaudhary | 200000 | 1.64 | 0 | 0 | 0 | 0 | 0 |
| 10 | Praveen Kumar Chaudhary | 200000 | 1.64 | 0 | 0 | 0 | 0 | 0 |
| 11 | Bhawna Agarwal | 200000 | 1.64 | 0 | 0 | 0 | 0 | 0 |
| 12 | Deepak Gupta | 200000 | 1.64 | 0 | 0 | 0 | 0 | 0 |
| 13 | Nitin Gupta | 200000 | 1.64 | 0 | 0 | 0 | 0 | 0 |
| 14 | Ashish Mittal | 200000 | 1.64 | 0 | 0 | 0 | 0 | 0 |
| 15 | Jitender Kaur | 150000 | 1.23 | 0 | 0 | 0 | 0 | 0 |
| 16 | Ravi Chopra | 150000 | 1.23 | 0 | 0 | 0 | 0 | 0 |
| 17 | Rachna Chopra | 150000 | 1.23 | 0 | 0 | 0 | 0 | 0 |
| 18 | Brijesh Kumar Anand | 150000 | 1.23 | 0 | 0 | 0 | 0 | 0 |
| 19 | Jitender Kumar | 150000 | 1.23 | 0 | 0 | 0 | 0 | 0 |
| 20 | Niru Anand | 150000 | 1.23 | 0 | 0 | 0 | 0 | 0 |



| | | | | | | | | | |
|----|--|----------------|--------------|----------|----------|----------|----------|----------|----------|
| 21 | Swati Anand | 150000 | 1.23 | 0 | 0 | 0 | 0 | 0 | 0 |
| 22 | Hardeep Singh Banga | 150000 | 1.23 | 0 | 0 | 0 | 0 | 0 | 0 |
| 23 | ASBIAR SECURITIES PRIVATE LIMITED | 258298 | 2.12 | 0 | 0 | 0 | 0 | 0 | 0 |
| 24 | Pankaj Agarwal & Sons | 200000 | 1.64 | 0 | 0 | 0 | 0 | 0 | 0 |
| 25 | Shridhar Financial Services Limited | 141378 | 1.16 | 0 | 0 | 0 | 0 | 0 | 0 |
| | TOTAL | 5601976 | 45.94 | 0 | 0 | 0 | 0 | 0 | 0 |



(D)(c)(ii) Statement showing holding of securities (including shares, warrants, convertible securities) of persons (together with PAC) belonging to the category "Public" and holding more than 5% of the total number of shares of the company

| Sr. No. | Name(s) of the shareholder(s) and the Persons Acting in Concert (PAC) with them | Number of shares | Shares as a percentage of total number of shares {i.e., Grand Total (A)+(B)+(C) indicated in Statement at para (I)(a) above} | Details of | | Details of convertible | | Total shares (including underlying shares assuming full conversion of warrants and convertible securities) as a % of diluted share capital |
|--------------|---|------------------|--|--------------------|--|---------------------------------------|--|--|
| | | | | Number of warrants | As a % of total warrant number of the same class | Number of convertible securities held | % w.r.t total number of convertible securities of the same class | |
| 1 | nil | nil | nil | nil | nil | nil | 0 | nil |
| TOTAL | | nil | nil | nil | nil | nil | 0 | 0 |



(1)(d) Statement showing details of locked-in shares

| Sr. No. | Name of the shareholder | Number of locked-in shares | Locked-in shares as a percentage of total number of shares {i.e., Grand Total (A)+(B)+(C) indicated in Statement at para (1)(a) above} |
|---------|-------------------------|----------------------------|--|
| 1 | Indira Pandey | 400000 | 3.28 |
| 2 | Pankaj Agarwal | 400000 | 3.28 |
| 3 | Suresh Kumar Garg | 250000 | 2.05 |
| 4 | Manoj Anand | 250000 | 2.05 |
| 5 | Monika Anand | 250000 | 2.05 |
| 6 | Virender Kumar Gupta | 220300 | 1.81 |
| 7 | Neeeraj Chaudhary | 200000 | 1.64 |
| 8 | Praveen Kumar Chaudhary | 200000 | 1.64 |
| 9 | Pankaj Agarwal And Sons | 200000 | 1.64 |
| 10 | Bhawna Agarwal | 200000 | 1.64 |
| 11 | Deepak Gupta | 200000 | 1.64 |
| 12 | Nitin Gupta | 200000 | 1.64 |
| 13 | Ashish Mittal | 200000 | 1.64 |
| 14 | Jitender Kaur | 150000 | 1.23 |
| 15 | Ravi Chopra | 150000 | 1.23 |
| 16 | Rachna Chopra | 150000 | 1.23 |
| 17 | brijesh Kumar Anand | 150000 | 1.23 |
| 18 | Jitender kumar | 150000 | 1.23 |
| 19 | Nirru Anand | 150000 | 1.23 |
| 20 | Swati Anand | 150000 | 1.23 |
| 21 | Hardeep Singh Banga | 150000 | 1.23 |
| 22 | Sandeep Kumar Singhal | 100000 | 0.82 |
| 23 | Pradeep Kumar Singhal | 100000 | 0.82 |
| 24 | Sahil Bansal | 100000 | 0.82 |
| 25 | Ankur Bansal | 100000 | 0.82 |
| 26 | Satbir Singh Banga | 100000 | 0.82 |
| 27 | Rachit Jain | 100000 | 0.82 |
| 28 | Nitin Gupta & Sons HUF | 100000 | 0.82 |
| 29 | Herna Gupta | 100000 | 0.82 |
| 30 | Neetu Gupta | 100000 | 0.82 |
| 31 | Sunil Mittal | 100000 | 0.82 |



| Name of the DR Holder | Type of outstanding DR (ADRs, GDRs, SDRs, etc.) | Number of shares underlying outstanding DRs | Shares underlying outstanding DRs as a percentage of total number of shares {i.e., Grand Total (A)+(B)+(C) indicated in Statement at para (l)(a) above} |
|-----------------------|---|---|---|
| 1 NOT APPLICABLE | 0 | 0 | 0.00 |
| TOTAL | 0 | 0 | 0.00 |

FOR MIDAS INFRA TRADE LIMITED
 (Formerly Associated Finance Limited)
S. S. Singh
 (Director)

